


Walton Central School District

Walton, NY | 3 Schools | 986 Students



Challenges

- Failing paging system
- Antiquated phone system
- Emergency preparedness

Solutions

ANetD's IP Displays

Communicate announcements and safety instructions

Singlewire InformaCast Mass Notification Software

Manage messaging, emergency alerts, and IP endpoints.

Cisco Unified CM

Manage paging, intercom, emergency calls, and messaging

Results

- Comprehensive IP based mass notification system.
- Effective and security process and procedures.

Hybrid Paging Solutions

Since 2017, Rick Robinson, the Director of Technology and Safety Coordinator at Walton Central School District (WCSD) has been actively overseeing and integrating the mass notification and security technology for all three schools in the district.

After realizing it was time to upgrade their antiquated phone system, WCSD received a grant from the Smart Schools Bond Act, which provided enough funds to upgrade and invest in a robust mass notification system. Robinson recalls, "when we started looking at the phones, we immediately moved to Cisco due to its ability to trigger and receive messages. InformaCast software naturally integrated with Cisco phones, and then Advanced Network Devices products naturally were the easiest and most reliable to hook up onto the InformaCast system."

Advanced Network Devices (ANetD) products were selected to replace WCSD's failing paging system.

Robinson tactfully phased in the new paging system by taking advantage of ANetD zone controllers to conserve project funds. He explained, "we didn't want to completely replace the paging system, because it would be too expensive to replace all of the speakers in the classrooms. So we decided to purchase 30 to 35 of the double-sided IP devices and install them throughout the hallways. Then, we took down the failing paging system, replaced the head unit that supported all of the analog speakers in the classrooms, and connected it to the zone controller."

Plug and Play IP Devices

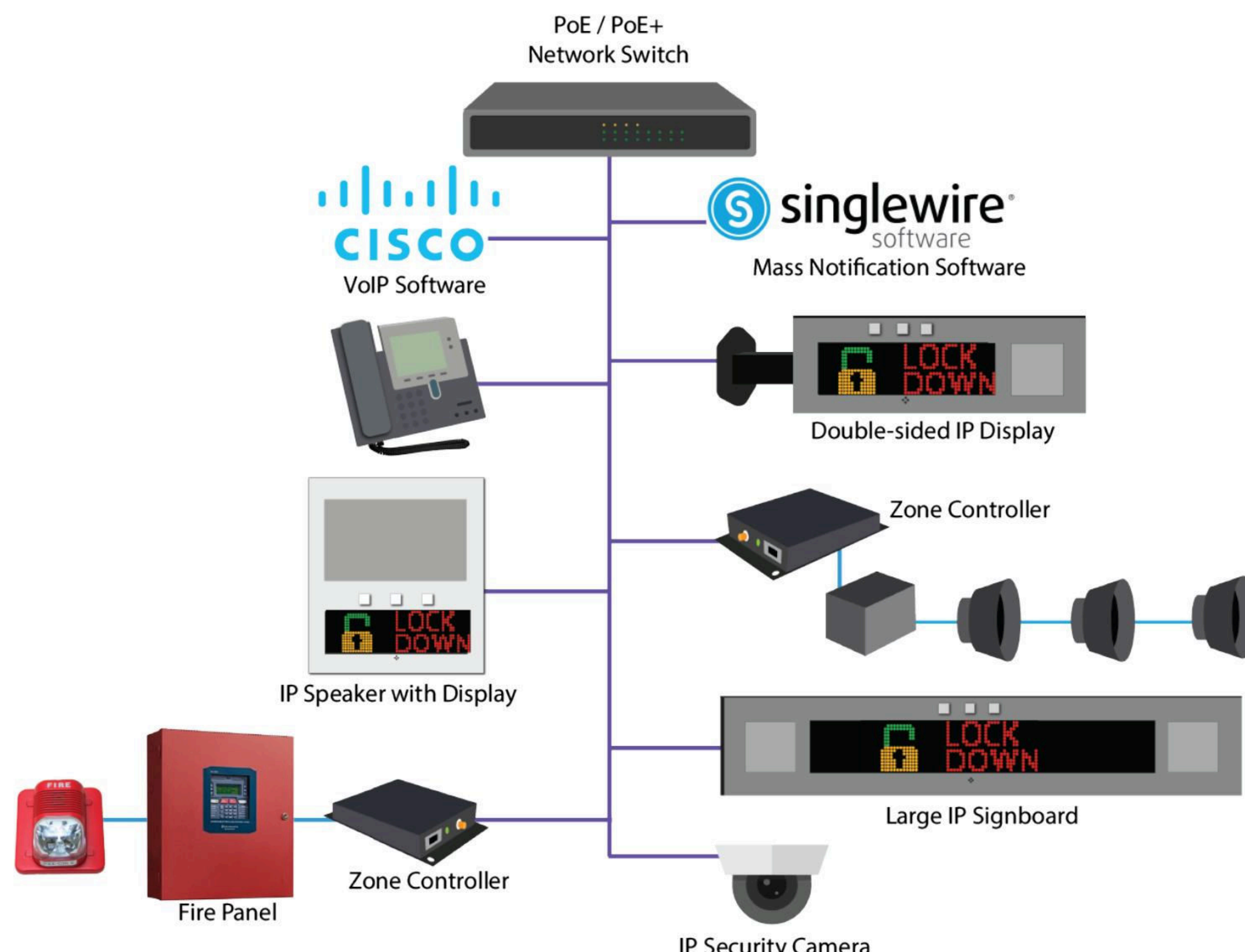
"We just installed them, plugged them in, and they immediately had the colors we wanted to display."

Setting up a robust mass notification system is no easy task, especially when it involves integrating disparate systems and devices. Robinson was pleased with the ease of setting up the IP devices.

Robinson praised the installation process, detailing:

"When we were setting up our system, we spent twenty to thirty minutes setting up your configuration file and did not spend any time setting up your actual devices. We just installed them, plugged them in, and they immediately had the colors we wanted to display. One of the best things we liked about your product is the fact that it's plug and play. We run the cable, we already had the programming in place, we plug it in, give it power, and it immediately reads the configuration file and understands exactly where it should rank the priority level."

WCSD Mass Notification System

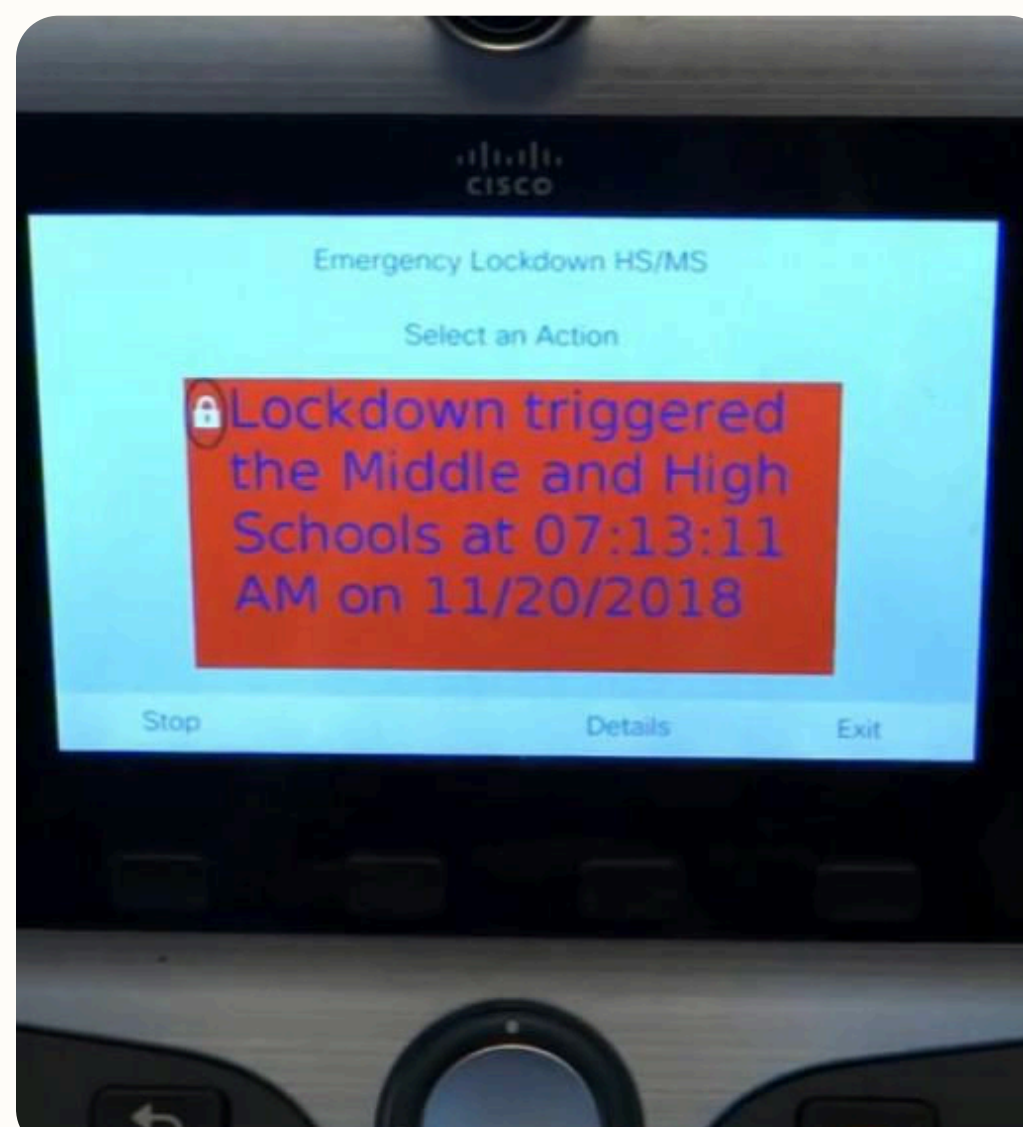
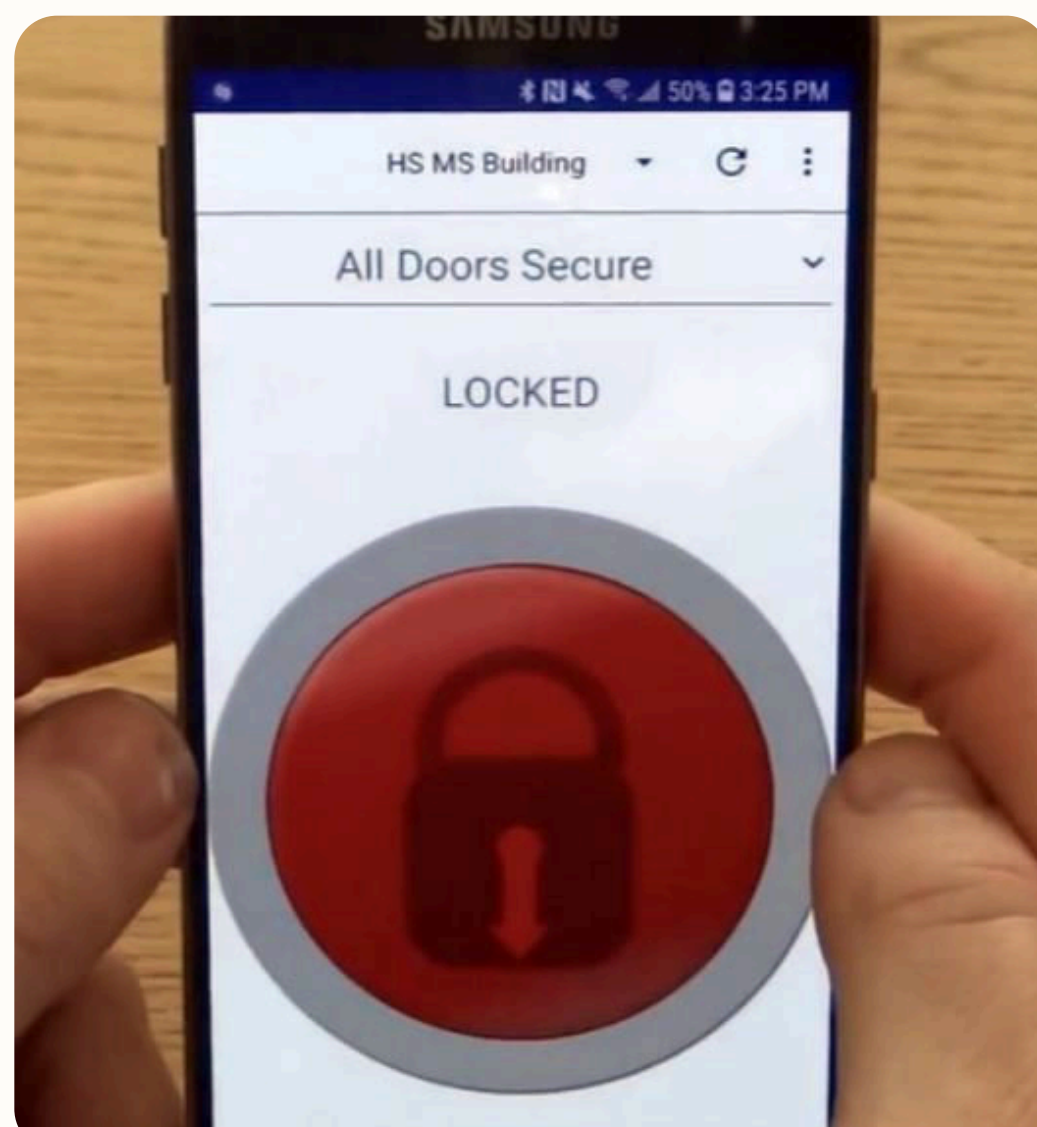


Emergency Planning

In the configuration file, Robinson assigned each emergency type with a set of rules using priority levels. That way, when a specific emergency is triggered, each ANetD device instantly displays the corresponding message, graphic, sound, and indicator. "We utilize your configuration file and installed that inside of the InformaCast server, and we use the priority feature for the most part. So, priority two is a lockdown, three is a lockout, four is a hold in place, five is a fire alarm."

In addition to leveraging scrolling messaging and sounds for emergencies, the flashing indicators play a critical role in each type of emergency. The flashers prove especially important for their students with impaired hearing when communicating emergencies.

"For each priority level, we utilize a different function of your strobes, so a hold in place is red, a lockdown is all three strobes blinking fast, a fire alarm is a fast blinking white strobe."



Optimal Emergency Response

WCSD also installed an IP based security camera surround system and a door access control system for lockdowns and hold in place procedures. When a lockdown is triggered, InformaCast sets off all the ANetD devices and locks down the doors. They also installed two IP cameras by each exterior door so that anytime a door is left open for a specified period of time, Robinson and other administrators receive an email notification. Robinson will also receive footage of the two closest cameras pointing at the door, which has significantly helped each school monitor potential security breaches on a daily basis.

Before Walton Central School District upgraded their notification system, their methods for triggering an emergency notification were time-consuming and lacked efficiency. Today, the district can launch a series of alerts, instantly lock down the building, and notify emergency responders with the push of a button. WCSD is committed to continuous improvement in their security technology and procedures by coordinating on a monthly basis with their local emergency notification groups. They have also showcased their efforts to the local school districts to share best practices for school safety, a mission that every school is striving to achieve.